Digital banking in 5 steps

Log in to your accounts on or after **Monday, June 3**.

1 Go to broadviewfcu.com or download the app.

Primary account holders — Enter your existing CAP COM digital banking username and password. If you have multiple accounts, use the login from the oldest one. **If you already have a Broadview digital account, use that login**. A small segment of members will receive a letter with a new username.

Joint account holders — Joint account holders who don't already have a primary account must enroll before logging in. You'll need your new member number included in this package. Under the "Log In" button, select "Enroll in Online Banking" (in the app, "Register a New Account").

QUICK TIP: Unsure of your login credentials? Select "Forgot Username/Password."

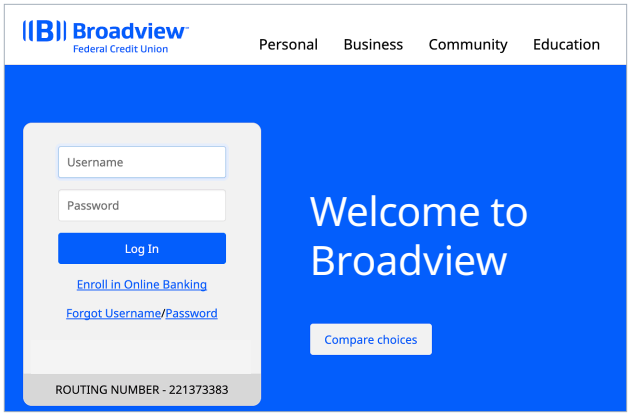

2 Select "Yes, I am the primary owner" or "No, I am not." if you are only a joint account holder.

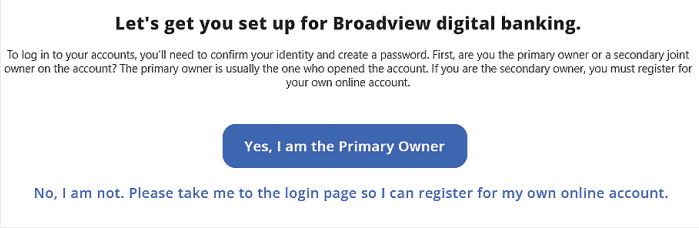

3 To verify your identity, enter your username again and your full Social Security number (SSN).

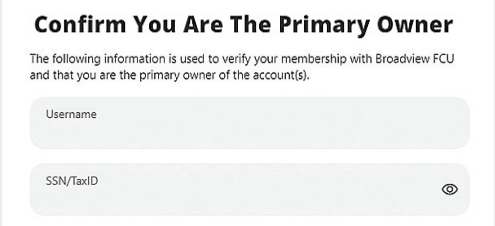

QUICK TIP: Your Social Security number may not be accepted if you have more than one primary account. Return to Step 1 and try to log in with your other username(s).

4 Choose text or call to receive your code.

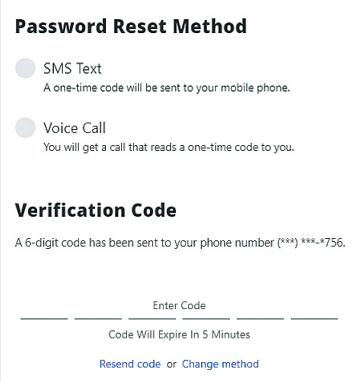

QUICK TIP: If you chose "SMS Text," it will come from 365247. We will never ask for this code or include a link.

5 Create new password.

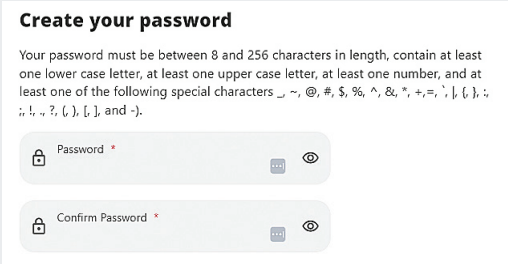

QUICK TIP: If you shared your password in the past, set a new one.

Ways to contact us

Please reach out to us if you need assistance.

Go To
broadviewfcu.com/capcom

Call
800-634-2340 Option 9

Chat 24/7
broadviewfcu.com

Visit
Any branch